



ITEM: RADIO, PORTABLE, TRANSCEIVER ATTACHMENT

MATERIALS: White or black metal snap assemblies, 20 or 24 ligne riveted stud/snap assembly.

White or black metal mechanical clamps with optional metal eyelets.

CONSTRUCTION: Item Colors: Portable radio transceiver attachments (leather portion) are to be dull black in color. However, this portion may be dyed white with matching white hardware for supervisory personnel excluding optional eyelets.

Design Types:

Loop: At one end of a leather strap, a closed loop is formed when a cap-stud assembly (20 or 24 ligne) is mated. The inside dimension of the closed loop may not be less than 1-3/4" nor more than 2-1/2". The strap (open loop) is passed beneath and around the shoulder epaulet of an outer garment. The loop is then completed (mated/snapped) securing the loop (radio attachment) to the epaulet.

Within the remaining strap area which is adjacent to the end of the closed loop, a number 24 ligne stud is positioned and riveted. A portable radio transceiver is then mated to this stud by means of a cap (24 ligne) which is a part of the transceiver.

The leather strap may have either rounded or squared ends and may range in width from 1/2" to 1-1/2". The overall length of the strap may not be less than 6-1/2" nor more than 8".



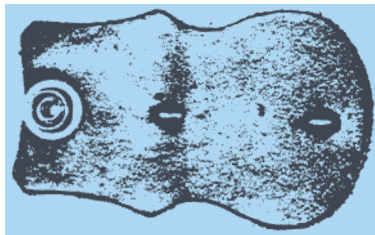
Loop/Clamp: Same specifications as Loop above, however, a metal clamp is to be positioned within the loop area and between the cap and stud of the snap assembly which completes the loop. This arrangement allows members to clamp the radio transceiver attachment to garments not possessing epaulets. Additionally, this arrangement can be worn in a similar fashion as the loop design type.

Star Tab: A leather tab with an arc at the top no greater than 1-1/2"; or a top design which conforms to the design of the prescribed star; or which is no greater than 1/4" from the tips of the top and side points of the prescribed star and possesses an aesthetic line between these points. The sides (right and left) of the tab may not be greater than 1/4" from the side points of the prescribed star and the overall height of the tab may not exceed 3-3/4". The tab may possess two metal eyelets or perforations spaced 1" apart for the purpose of affixing the prescribed star and tab to an applicable outer garment.



ITEM: RADIO, PORTABLE, TRANSCEIVER ATTACHMENT (continued)

- AUTHORIZATIONS/
RESTRICTIONS:
1. Radio transceiver attachments are not required to be worn whenever members utilize radios without transceivers or when assigned to functions/duties not requiring the issuance of portable radios.
 2. The loop and loop/clamp radio attachments will be affixed to only those uniform garment parts known as the epaulet, lapel or breast pocket flap.



Authenticated by:

99C

Fred Rice
Superintendent of Police